



# HOW TO RETURN YOUR MAIL-IN BALLOT



## 1. COMPLETE YOUR BALLOT

Read the instructions carefully and mark your ballot. Be sure to complete the front and back of each page.




## 2. SECRECY ENVELOPE

Seal your ballot in the inner secrecy envelope that indicates "official election ballot."



## 3. OUTER RETURN ENVELOPE

Seal the inner secrecy envelope in the pre-addressed outer return envelope.

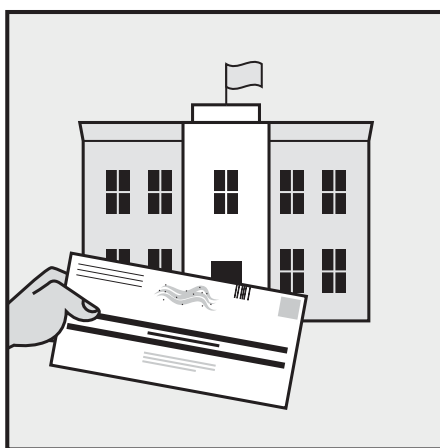


## 4. SIGN AND DATE IT

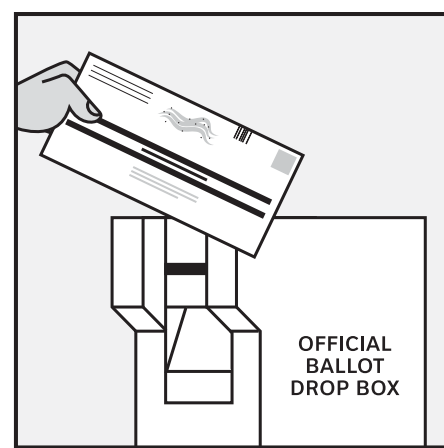
Complete, sign and date the voter's declaration on the outside of the outer return envelope.



## RETURN BY MAIL



## RETURN IN-PERSON



## RETURN AT DROP BOX

Return your voted ballot to the county election board. Mail ballots must be received by 8 p.m. on election day by your county board of elections. To ensure your ballot is received by the deadline, return the ballot as soon as possible.

**NOTICE: For your vote to count,** you must return your ballot in the inner secrecy envelope that indicates official election ballot AND the pre-addressed outer return envelope where you must sign, by the deadline. You must return your own ballot unless you are a voter with a disability who has designated an agent in writing.

[vote.pa.gov](https://vote.pa.gov) 